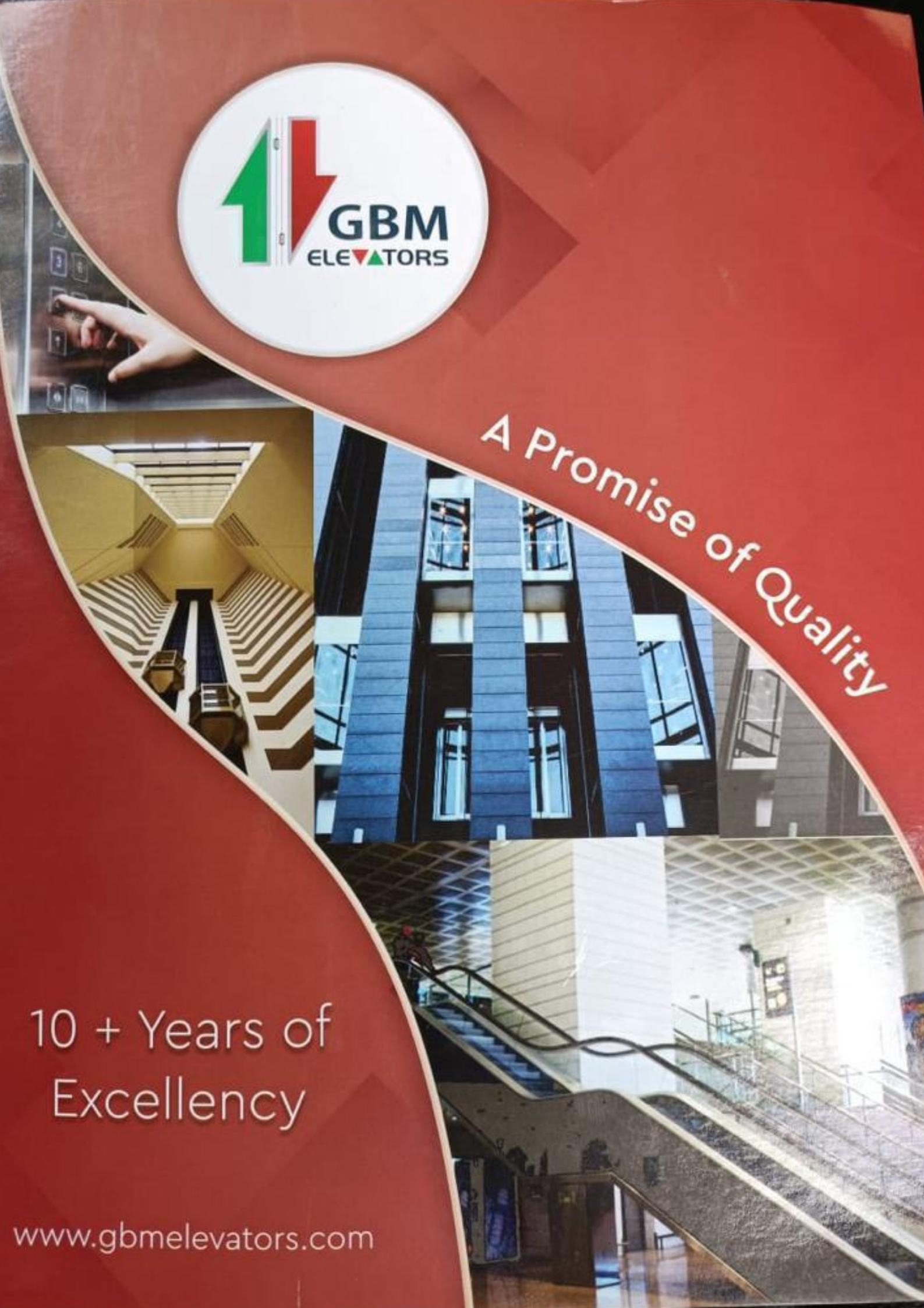




A Promise of Quality

10 + Years of
Excellency

www.gbmelevators.com





The company was established in 2014 and started installation and manufacturing all type of Traction Elevators.

We have qualified engineers, technical team and a potential research team also. Our research team would be analyse of your requirement, suggests the best & suitable elevator for your lifestyle.

GBM ELEVATORS is a company with a modern organization and ensuring absolute uniformity in the service.

We are much updated with the global consequences and elevator technologies, day by day and gives the best product to our customers within their economical range, we follows all the norms and regulations for the making of an elevators, and always trying to bring out the advanced technology to our customers and meet their needs.

GBM ELEVATORS are using sustainable and highly durable products in the elevator industry, and also enable with special safety's to your elevators and bring out the best output and provides the affordable service.

Our Services

Installations & Breakdowns

Low, Mid & High Range Products

Digital Communication

Site Visit & Analysis

Annual Maintenance (AMC)

Modification & Modernisation of Elevators



TYPES OF DOORS



Collapsible Door



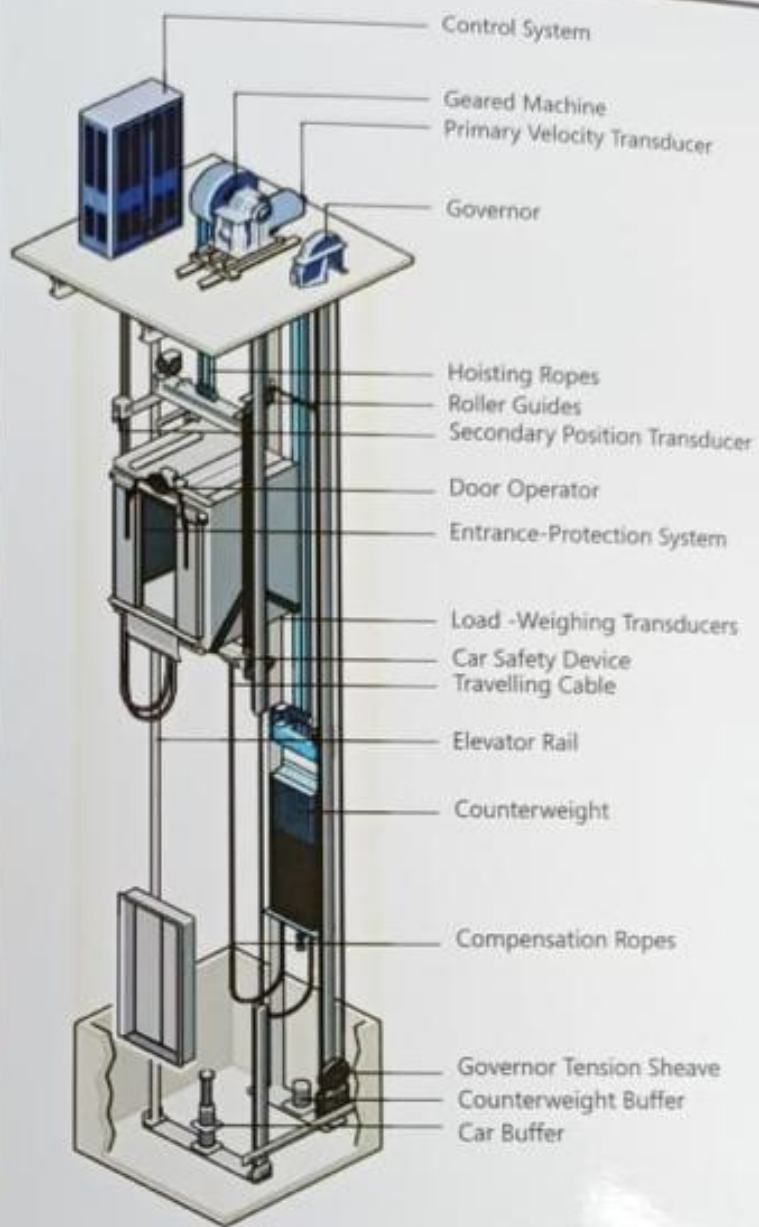
Swing Door



SS Plain Automatic Door



SS Big Vision Glass Automatic Door



Manual Telescopic Door



Big Vision Glass Swing Door



Full Glass Automatic Door



MS Powder Coated Auto Door

TYPES OF CABINS & HAND RAILS



MS Powder Coated Cabin



SS Hairline Finished Cabin



SS Mirror Finished Cabin




SS Plain Golden Cabin



Visual Glass Cabin



Designed Cabin



TYPES OF ELECTRICAL DEVICES

Indian & Imported Motors



Sharp



Raman



Bharat Bijlee



Montanary



Sicor

Control Panels & Systems



Hydraulic Controller



Traction Controller



Fuji Drive



Limit Switches



Automatic Rescue Device (ARD)

Safety Devices



Buffer Spring System



Over Speed Governor



Higher End Rope Hangers



Fire Alarm

Car & Landing Operating Panels



TYPES OF LIFTS



Home Lifts



Hydraulic Lifts



Hospital Lifts



Dumb Waiter Lifts (Hospital Lifts)



Commercial Shopping Mall (Auto Door)



Goods Lifts

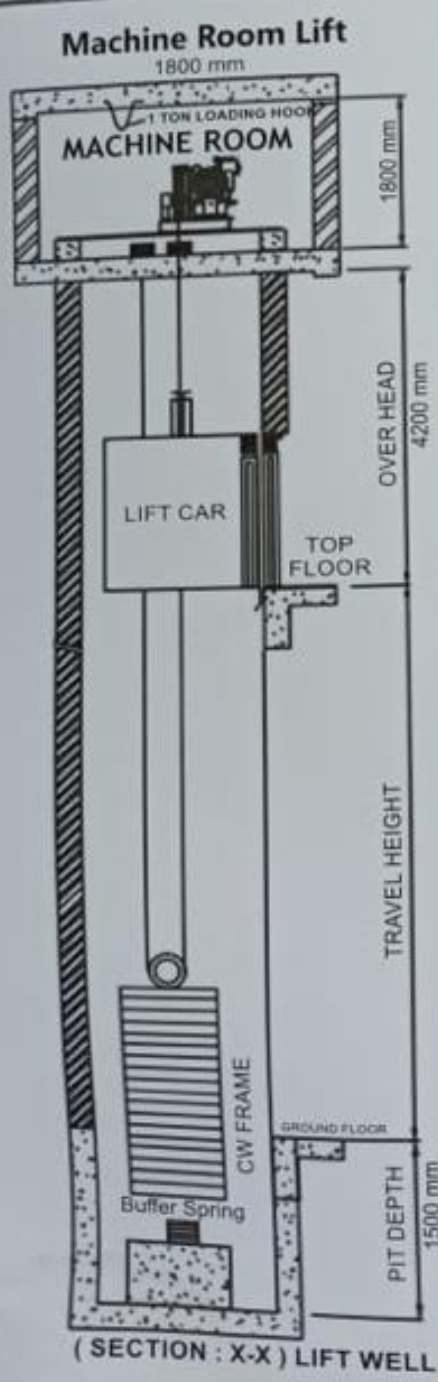
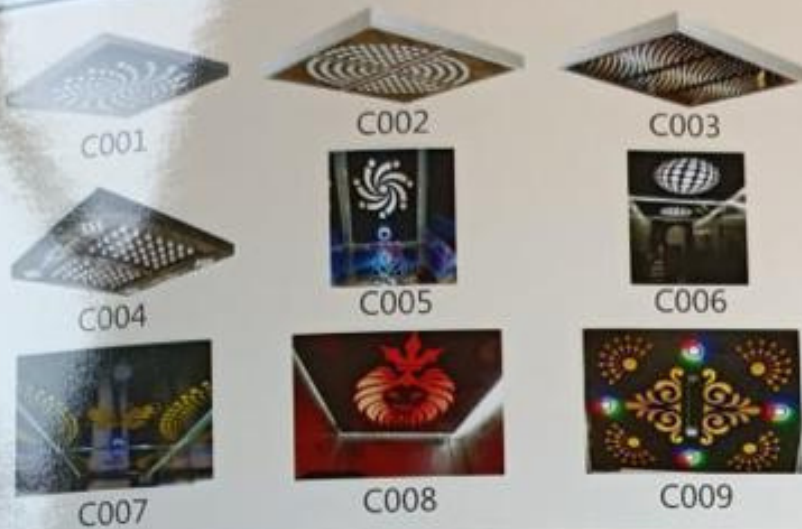


Car Lifts



Glass Protected Structure

TYPES OF CABIN CEILINGS & DECORATIVE PANELS



Machine Room
Less Lift



Elevators Shaft Dimensions

Passenger Lift with Manually Operated Doors

Per.	Load Weight In Kg	Lift Well		Car Inside		ENT. E	Machine Room			UP TO 1.5 W/S	
		Width C	Depth D	Width A	Depth B		Width F	Depth G	Height H	PIT K	O.H. M
4.	272	1600	1250	1100	700	700	3000	3000	2500	1500	4250
5.	340	1600	1300	1100	850	750	3000	3000	2500	1500	4250
6.	408	1670	1370	1100	1000	750	3000	3000	2500	1500	4250
8.	544	1800	1600	1300	1100	750	3200	3500	2500	1500	4250
10.	680	1850	1800	1350	1300	1000	3500	4000	2500	1600	4250
13.	884	2500	1600	2000	1100	1000	4000	4200	2500	1600	4250
16.	1088	2500	1800	2000	1300	1000	4500	4800	2500	1600	4250
20.	1360	2500	2050	2000	1550	1000	5000	5000	2500	1600	4250

Passenger Lift with Auto Doors

Per.	Load Weight In Kg	Lift Well		Car Inside		ENT. E	Machine Room			UP TO 1.5 W/S		UP TO 2.0 W/S	
		Width C	Depth D	Width A	Depth B		Width F	Depth G	Height H	PIT K	O.H. M	PIT K	O.H. M
6.	408	1900	1650	1100	1000	800	3000	3500	2500	1600	4800	2600	6700
8.	544	1900	1900	1300	1100	800	3200	3500	2500	1600	4800	2600	6700
10.	680	1900	2000	1350	1300	800	3500	4000	2500	1600	4800	2600	6700
13.	884	2500	1900	2000	1100	1000	4000	4200	2500	1600	4800	2600	6700
16.	1088	2500	2000	2000	1300	1000	4500	4800	2500	1600	4800	2600	6700
20.	1360	2500	2300	2000	1550	1000	5000	5000	2500	1600	4800	2600	6700

Thankyou...

Our Branches

- Machilipatnam
- Medak(Siddipet)
- Nizamabad
- Vijayawada
- Khammam
- Bodhan
- Guntur
- Warangal
- Armur
- Karimnagar
- Nalgonda
- Banswada

Regd. No. : SEA/MED/ALO/QB/94736/2018

GSTIN : 36CKIPG3805R1ZP

📍 **Head Office :**

7-123/6, Vinayak Nagar,
IDA Jeedimetla, Hyd-55.

📞 95811 23711

📞 95052 54338

✉ gbmelevators@gmail.com

🌐 www.gbmelevators.com

